

Online Conversation Groups

Literacy New Jersey

Betsy Allen
ballen@literacynj.org

Agenda

- Curriculum Purpose and Design
- Overview of lessons for Career Connections Support
- How to access materials
- Sampling of Activities
- Mapping health literacy activities to online discussion
- Final thoughts and evaluations

Development Process: Determine Objectives

- Provide English language learners more access to conversation practice regardless of geographical location of the students and tutors
- Expand program tutor demographic by appealing to adults with busy schedules and in geographically diverse locations

Development Process: Needs Assessment

- Learner profile
- Content: Health literacy and Career Connections resources
- Technology skills students need
- Criteria to identify program participants
- Technology skills tutors will need

Technology Skills Adult Learners Will Need

- Familiarity with online chat discussion or meeting technology
- Will have an email address and be registered with the technology platform chosen
- Previous survey suggests students seeking work have many of these skills



Technology Skills Tutors Will Need

- Know how to use Skype and one backup technology (Google hangouts or Freeconferencecall.com)
- Able to send, receive and reply to email and send attachments
- Can access and download Google Docs
- Can send text messages

Two Curricula

- Adaptation of Health Literacy conversation group curriculum



- New conversation group curricula based on resources at Careerconnections.nj.gov.




Sketch of Sample Lesson

- Introduction/ Review Activity
- Listening Activity
- Speaking and Listening Question and Answer Activity
- Role play/ situation/ dialogue activity
- Learning Summary: Surprises, discoveries, satisfactions, disappointments?
- Homework Assignment

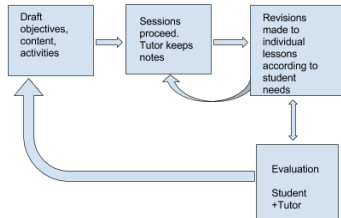
Technologies Considered

- Skype
- Google Hangouts
- Freeconferencecall.com



Pedagogy (Learning Activities)	Matching Technology
Class discussion	all
Listening comprehension (speak to students and then have them answer questions about what was said)	all
Interviews	all
Role-play and dialogues	all
Guessing games	all
For Career Connections-- exploring website or using website resources	Skype allows for <u>screen sharing</u> , but audio on other end not always clear Free Conference Call, webinar format allows screen sharing
Sharing links/providing homework	Skype and <u>Freeconfcall</u>

Phase 3: Develop the Online Discussion Group Model Sketch:



Course Sketch

- 8 weeks, 2 hours at a time
- Offered Sunday evenings
- Content: Career Connections
- Run pilot with small number of students
- Reassess content, design, delivery

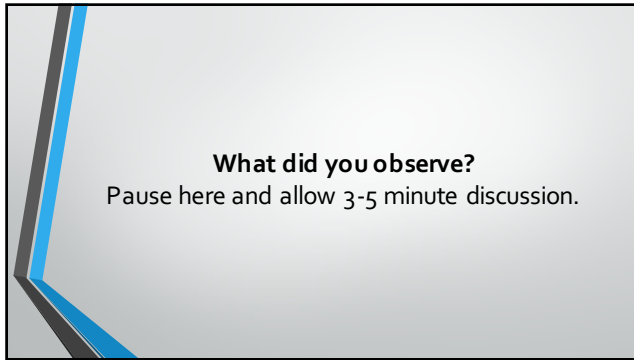
Career Connections Online Group

- What is Career Connections?
- <http://careerconnections.nj.gov>

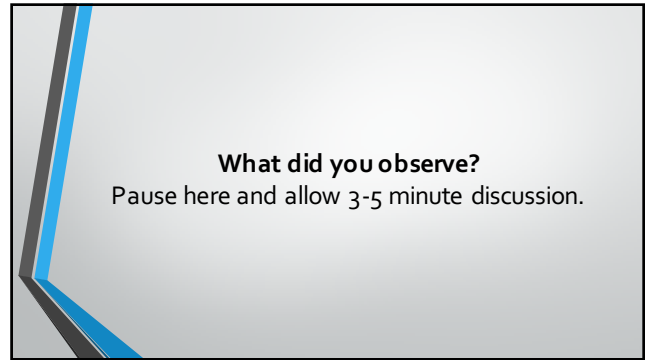
Lesson Plan Layout

Making Changes to Linked Google Docs

Sample Class Week 2



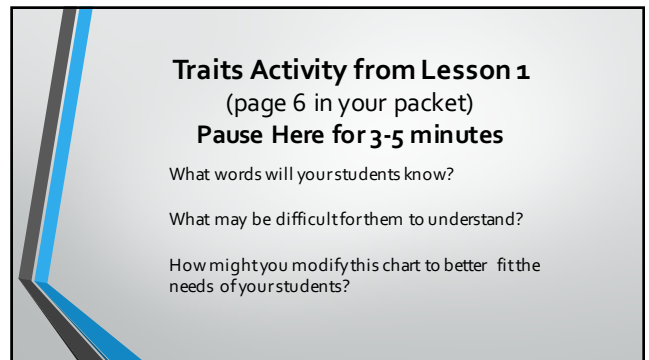
What did you observe?
Pause here and allow 3-5 minute discussion.



What did you observe?
Pause here and allow 3-5 minute discussion.



Activities Exploration



Traits Activity from Lesson 1
(page 6 in your packet)
Pause Here for 3-5 minutes

What words will your students know?

What may be difficult for them to understand?

How might you modify this chart to better fit the needs of your students?

Career Trivia from Lesson 2
(page 7 in your packet)

We saw this demonstrated in the video.

What concerns do you have regarding vocabulary?

If you have a group of 3 or 4, how will you rotate turns to give everyone a chance to read and answer questions?

Networking Worksheet from Lesson 4
(page 8 in your packet)

Students can do top part individually with tutor as guide

Work through each column from left to right

It's important to fill out the final column on the right with specific steps to take

Consider allowing students to read discussion questions to each other at the end

Mission Statements Activity Lesson 5
(page 9 in your packet)
Pause here for 3-5 minutes

What kinds of jobs do you anticipate your students will be looking for?

What employer mission statements might you include to be applicable to your students?

Mission Statements
(Pause here for 2-3 minutes)

- Take a look at question 4. How might you use online technology to help demonstrate how to search for an employer's mission statement?

What to Gather Before Starting the Course

- Student names
- Email addresses
- Cell phonenumber (for text messages)
- Skype IDs
- Google Hangouts–Gmail address
- Freeconferencecall.com account set up: ID and passcode

Tips to Remember

- Ensure you have a good internet connection–being directly connected to your modem is better than WiFi
- Select a primary and backup technology to use with your students
- Adjust lessons to meet the level and needs of your students

Tips to Remember

- Encourage learner-to-learner interaction, not just talking with instructor
- Allow plenty of time for students to answer questions–there is often delay between asking a question and waiting for a response
- Have fun! Trouble-shooting technology problems is real-life preparation for 21st century jobs

Thank You!

Look for an email after conference with information on conference resources

A recorded version of this session, handouts, and the link to the Career Connection Curriculum will be available there

There will also be a link to the Health Literacy Activities that work well for online groups